

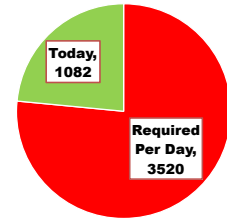
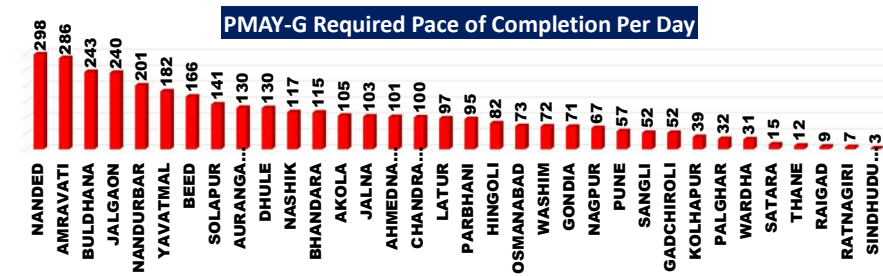
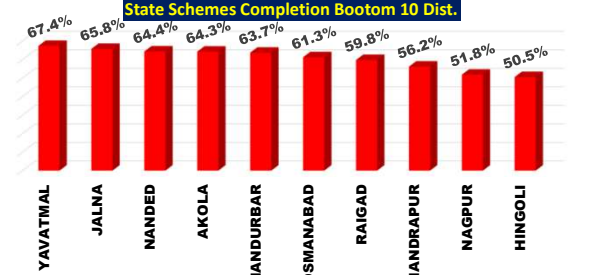
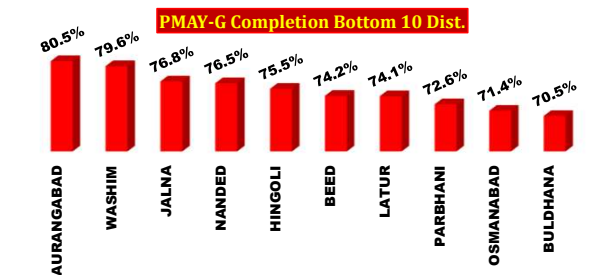
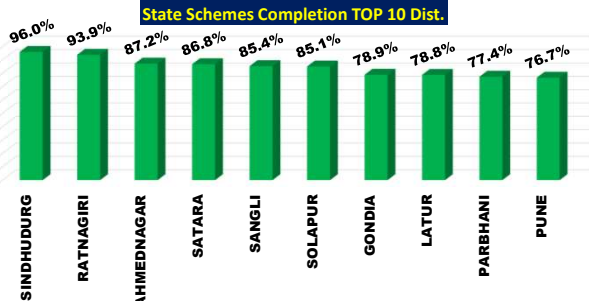
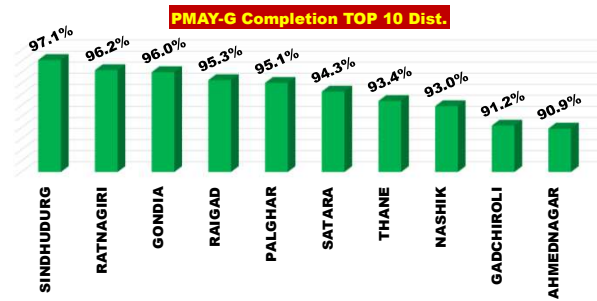


# ग्रामीण गृहनिर्माण

दैनिक प्रगती अहवाल : ०७.११.२०२३

प्रधानमंत्री आवास योजना ग्रामीण – मंजूरी, पूर्ण घरकुले, हप्ते वितरण, भूमिहीन, आर्थिकदृष्ट्या अपूर्ण  
राज्य पुरस्कृत ग्रामीण आवास योजना – मंजूरी, पूर्ण घरकुले, हप्ते वितरण, आर्थिकदृष्ट्या अपूर्ण

योजना	एकूण मंजूरी	दैनिक मंजूरी	एकूण पूर्ण	दैनिक पूर्ण घरकुले	दैनिक पहिला हप्ता वितरीत	दैनिक दुसरा हप्ता वितरीत	दैनिक तिसरा हप्ता वितरीत
प्रधानमंत्री आवास योजना ग्रामीण	१३८२८२३	०	१९९२७२९	१०८२	०	०	०
राज्य योजना	६४०३१७	३५८	४५४२९१	८६३	०	०	०
एकूण	२०२३१४०	३५८	१६४७०२०	१९४५	०	०	०



राज्य व्यवस्थापन कक्ष- ग्रामीण गृहनिर्माण


४ था मजला, दक्षिण कक्ष, सिडको भवन, सीबीडी बेलगापुर, नवी मुंबई - ४०० ६१४.

प्रधानमंत्री आवास योजना - ग्रामीण : भूमिहीन लाभार्थी अहवाल

Sr. No.	District	Google Sheet Report			AwaasSoft Report			
		Total Landless	Provided land	Remaining	Landless beneficiaries tagged in AwaasSoft	Landless beneficiaries provided land	Remaining Landless	Remaining Tag (provided land)
1	DHULE	18	18	0	21	21	0	-3
2	GADCHIROLI	9	9	0	9	9	0	0
3	GONDIA	2450	2450	0	2452	2324	128	126
4	KOLHAPUR	257	257	0	244	228	16	29
5	NANDURBAR	0	0	0	0	0	0	0
6	PALGHAR	11	11	0	11	11	0	0
7	RAIGAD	6	6	0	6	6	0	0
8	RATNAGIRI	23	23	0	23	23	0	0
9	SINDHUDURG	420	420	0	416	416	0	4
10	SATARA	788	763	25	791	677	114	86
11	THANE	110	81	29	116	60	56	21
12	NANDED	354	322	32	361	263	98	59
13	BEED	212	125	87	354	66	288	59
14	SANGLI	308	216	92	281	139	142	77
15	NASHIK	1680	1513	167	1708	1458	250	55
16	WARDHA	2081	1914	167	2205	1911	294	3
17	PARBHANI	307	63	244	280	77	203	-14
18	PUNE	2056	1681	375	2048	866	1182	815
19	BHANDARA	4814	4417	397	4814	4500	314	-83
20	JALGAON	21809	21391	418	22203	20601	1602	790
21	CHANDRAPUR	2382	1913	469	2363	1755	608	158
22	NAGPUR	4408	3845	563	4369	3572	797	273
23	AKOLA	6075	5412	663	5955	5362	593	50
24	WASHIM	2577	1791	786	2606	1478	1128	313
25	YAVATMAL	2894	2039	855	2993	2011	982	28
26	HINGOLI	1713	796	917	1702	466	1236	330
27	JALNA	1359	406	953	1373	85	1288	321
28	LATUR	2178	1194	984	2145	808	1337	386
29	OSMANABAD	2085	1075	1010	2060	102	1958	973
30	AURANGABAD	3266	1700	1566	3155	1805	1350	-105
31	SOLAPUR	5798	4139	1659	5390	3943	1447	196
32	AHMEDNAGAR	7521	5261	2260	7659	5130	2529	131
33	BULDHANA	15230	9727	5503	15578	9635	5943	92
34	AMRAVATI	20602	13802	6800	20089	13639	6450	163
	<b>Total</b>	<b>115801</b>	<b>88780</b>	<b>27021</b>	<b>115780</b>	<b>83447</b>	<b>32333</b>	<b>5538</b>

## प्रधानमंत्री आवास योजना ग्रामीण - पूर्ण घरकूले

Sr. No.	Division	Sanction	06.11.2023	07.11.2023	Daily Achivement	Remaining	Completed & verified	Remaining verified
1	<b>AURANGABAD DIV.</b>	<b>233903</b>	<b>177178</b>	<b>177589</b>	<b>411</b>	<b>56314</b>	<b>169695</b>	<b>7894</b>
2	<b>AMRAVATI DIV.</b>	<b>265953</b>	<b>217748</b>	<b>217981</b>	<b>233</b>	<b>47972</b>	<b>210427</b>	<b>7554</b>
3	<b>NASHIK DIV.</b>	<b>410105</b>	<b>367384</b>	<b>367534</b>	<b>150</b>	<b>42571</b>	<b>348295</b>	<b>19239</b>
4	<b>NAGPUR DIV.</b>	<b>286899</b>	<b>263243</b>	<b>263382</b>	<b>139</b>	<b>23517</b>	<b>255578</b>	<b>7804</b>
5	<b>PUNE DIV.</b>	<b>116583</b>	<b>100078</b>	<b>100211</b>	<b>133</b>	<b>16372</b>	<b>96706</b>	<b>3505</b>
6	<b>KONKAN DIV.</b>	<b>69380</b>	<b>66016</b>	<b>66032</b>	<b>16</b>	<b>3348</b>	<b>64175</b>	<b>1857</b>
<b>Total</b>		<b>1382823</b>	<b>1191647</b>	<b>1192729</b>	<b>1082</b>	<b>190094</b>	<b>1144876</b>	<b>47853</b>



प्रधानमंत्री आवास योजना ग्रामीण - पूर्ण घरकूले

Sr. No.	District	Sanction	06.11.2023	07.11.2023	Daily Achivement	Remaining	Completed & verified	Remaining verified
1	NANDED	68511	52313	52410	97	16101	50732	1678
2	SOLAPUR	45453	37762	37848	86	7605	36677	1171
3	CHANDRAPUR	42193	36708	36781	73	5412	35680	1101
4	LATUR	20197	14897	14969	72	5228	14565	404
5	BULDHANA	44450	31266	31335	69	13115	29900	1435
6	OSMANABAD	13738	9748	9815	67	3923	8676	1139
7	AMRAVATI	92263	76728	76793	65	15470	74876	1917
8	NANDURBAR	118685	107793	107853	60	10832	97777	10076
9	PARBHANI	18719	13544	13595	51	5124	13139	456
10	JALNA	23958	18358	18406	48	5552	17528	878
11	YAVATMAL	63357	53480	53524	44	9833	50577	2947
12	DHULE	64625	57587	57628	41	6997	54109	3519
13	BHANDARA	63548	57278	57318	40	6230	54930	2388
14	WASHIM	19013	15104	15140	36	3873	14614	526
15	BEED	34654	25675	25709	34	8945	24296	1413
16	AHMEDNAGAR	60259	54761	54789	28	5470	54023	766
17	AURANGABAD	36139	29086	29109	23	7030	27628	1481
18	SANGLI	20670	17861	17883	22	2787	17274	609
19	AKOLA	46870	41170	41189	19	5681	40460	729
20	HINGOLI	17987	13557	13576	19	4411	13131	445
21	GADCHIROLI	31605	28805	28822	17	2783	26607	2215
22	NASHIK	89278	82972	82984	12	6294	79850	3134
23	PALGHAR	35184	33433	33443	10	1741	32417	1026
24	JALGAON	77258	64271	64280	9	12978	62536	1744
25	KOLHAPUR	16967	14864	14873	9	2094	14570	303
26	PUNE	19139	16068	16076	8	3063	15033	1043
27	SATARA	14354	13523	13531	8	823	13152	379
28	GONDIA	95750	91933	91940	7	3810	91380	560
29	NAGPUR	36144	32549	32551	2	3593	31471	1080
30	RAIGAD	9788	9326	9328	2	460	9084	244
31	SINDHUDURG	5069	4921	4923	2	146	4856	67
32	RATNAGIRI	9769	9397	9398	1	371	9207	191
33	THANE	9570	8939	8940	1	630	8611	329
34	WARDHA	17659	15970	15970	0	1689	15510	460
<b>Total</b>		<b>1382823</b>	<b>1191647</b>	<b>1192729</b>	<b>1082</b>	<b>190094</b>	<b>1144876</b>	<b>47853</b>

राज्यपुरस्कृत आवास योजना ग्रामीण - मंजूरी

Sr. No.	Division	Target	06.11.2023	07.11.2023	Daily Achivement	Sanction %	Remaining	Sanction State Rank
1	NASHIK DIV.	207181	124772	124947	175	60.3%	82234	5
2	AMRAVATI DIV.	157836	110204	110338	135	69.9%	47498	4
3	KONKAN DIV.	44680	35939	35964	25	80.5%	8716	1
4	NAGPUR DIV.	164085	117954	117977	23	71.9%	46108	3
5	PUNE DIV.	79408	67332	67332	0	84.8%	12076	2
6	AURANGABAD DIV.	273260	183760	183759	0	67.2%	89501	6
<b>Total</b>		<b>926450</b>	<b>639961</b>	<b>640317</b>	<b>358</b>	<b>69.1%</b>	<b>286133</b>	

Sr. No.	District	Target	06.11.2023	07.11.2023	Daily Achivement	Sanction %	Remaining	Sanction State Rank
1	NASHIK	49930	25919	26055	136	52.2%	23875	33
2	WASHIM	15866	12223	12358	135	77.9%	3508	10
3	NANDURBAR	51420	17846	17885	39	34.8%	33535	34
4	CHANDRAPUR	54555	36885	36908	23	67.7%	17647	31
5	RAIGAD	10569	9147	9168	21	86.7%	1401	5
6	RATNAGIRI	7197	6706	6709	3	93.2%	488	3
7	THANE	8574	6228	6229	1	72.6%	2345	8
8	AHMEDNAGAR	39938	34895	34895	0	87.4%	5043	15
9	AKOLA	34781	23276	23276	0	66.9%	11505	26
10	AMRAVATI	36242	22845	22845	0	63.0%	13397	28
11	AURANGABAD	36954	25703	25703	0	69.6%	11251	25
12	BEED	33057	26182	26182	0	79.2%	6875	18
13	BHANDARA	22211	17640	17640	0	79.4%	4571	14
14	BULDHANA	28967	20989	20989	0	72.5%	7978	19
15	DHULE	31476	20316	20316	0	64.5%	11160	24
16	GADCHIROLI	20609	16327	16327	0	79.2%	4282	11
17	GONDIA	18712	14356	14356	0	76.7%	4356	13
18	HINGOLI	38798	23772	23772	0	61.3%	15026	30
19	JALGAON	34417	25796	25796	0	75.0%	8621	20
20	JALNA	41057	21046	21046	0	51.3%	20011	32
21	KOLHAPUR	16830	14882	14882	0	88.4%	1948	7
22	LATUR	35747	26877	26877	0	75.2%	8870	21
23	NAGPUR	33291	19047	19047	0	57.2%	14244	29
24	NANDED	34410	22407	22407	0	65.1%	12003	27
25	PALGHAR	16073	11748	11748	0	73.1%	4325	12
26	PARBHANI	29060	18911	18911	0	65.1%	10149	22
27	PUNE	17336	13835	13835	0	79.8%	3501	9
28	SANGLI	10132	8604	8604	0	84.9%	1528	6
29	SATARA	11532	11532	11532	0	100.0%	0	1
30	SINDHUDURG	2267	2110	2110	0	93.1%	157	2
31	SOLAPUR	23578	18479	18479	0	78.4%	5099	16
32	WARDHA	14707	13699	13699	0	93.1%	1008	4
33	OSMANABAD	24177	18862	18861	-1	78.0%	5316	17
34	YAVATMAL	41980	30871	30870	-1	73.5%	11110	23
<b>Total</b>		<b>926450</b>	<b>639961</b>	<b>640317</b>	<b>358</b>	<b>69.1%</b>	<b>286133</b>	

राज्यपुरस्कृत आवास योजना ग्रामीण - प्रलंबीत मंजूरी

Sr. No.	Division	रमाई आवास योजना	शबरी आवास योजना	आदीम आवास योजना	पारधी आवास योजना	य.च.मु.व योजना	पुण्यश्लोक अहिल्यादेवी होळकर धरकूल योजना	एकूण
1	KONKAN DIV.	1451	7215	25	3	22	0	8716
2	PUNE DIV.	8923	2914	4	55	20	160	12076
3	NAGPUR DIV.	25181	19526	82	2	1301	16	46108
4	AMRAVATI DIV.	27927	18598	135	9	784	45	47498
5	NASHIK DIV.	21447	60656	61	18	23	29	82234
6	AURANGABAD DIV.	59998	25989	238	26	2364	886	89501
	<b>Total</b>	<b>144927</b>	<b>134898</b>	<b>545</b>	<b>113</b>	<b>4514</b>	<b>1136</b>	<b>286133</b>

Sr. No.	District	रमाई आवास योजना	शबरी आवास योजना	आदीम आवास योजना	पारधी आवास योजना	य.च.मु.व योजना	पुण्यश्लोक अहिल्यादेवी होळकर धरकूल योजना	एकूण
1	SATARA	0	0	0	0	0	0	0
2	SINDHUDURG	127	14	16	0	0	0	157
3	RATNAGIRI	381	84	0	1	22	0	488
4	WARDHA	352	654	2	0	0	0	1008
5	RAIGAD	523	876	0	2	0	0	1401
6	SANGLI	1486	30	0	12	0	0	1528
7	KOLHAPUR	1753	35	0	0	0	160	1948
8	THANE	321	2018	6	0	0	0	2345
9	PUNE	854	2609	4	14	20	0	3501
10	WASHIM	2254	1216	0	0	0	38	3508
11	GADCHIROLI	1075	3181	26	0	0	0	4282
12	PALGHAR	99	4223	3	0	0	0	4325
13	GONDIA	2771	1570	0	0	0	15	4356
14	BHANDARA	3064	1444	0	0	62	1	4571
15	AHMEDNAGAR	2655	2388	0	0	0	0	5043
16	SOLAPUR	4830	240	0	29	0	0	5099
17	OSMANABAD	3587	194	0	0	1535	0	5316
18	BEED	5571	1298	0	6	0	0	6875
19	BULDHANA	5765	2206	0	0	0	7	7978
20	JALGAON	3566	5024	0	2	0	29	8621
21	LATUR	7086	933	0	4	14	833	8870
22	PARBHANI	7688	2217	0	0	196	48	10149
23	YAVATMAL	5756	4596	135	1	622	0	11110
24	DHULE	3859	7278	0	0	23	0	11160
25	AURANGABAD	7156	4089	0	6	0	0	11251
26	AKOLA	8924	2580	0	1	0	0	11505
27	NANDED	5149	6608	238	8	0	0	12003
28	AMRAVATI	5228	8000	0	7	162	0	13397
29	NAGPUR	12086	2154	0	0	4	0	14244
30	HINGOLI	6798	8228	0	0	0	0	15026
31	CHANDRAPUR	5833	10523	54	2	1235	0	17647
32	JALNA	16963	2422	0	2	619	5	20011
33	NASHIK	10412	13396	61	6	0	0	23875
34	NANDURBAR	955	32570	0	10	0	0	33535
	<b>Total</b>	<b>144927</b>	<b>134898</b>	<b>545</b>	<b>113</b>	<b>4514</b>	<b>1136</b>	<b>286133</b>

राज्यपुरस्कृत आवास योजना ग्रामीण - पूर्ण घरकूले

Sr. No.	Division	Sanction	06.11.2023	07.11.2023	Daily Achivement	Completion %	Remaining	To be Completed in Per Day till 30.11.23
1	AURANGABAD DIV.	183759	123786	124047	261	67.5%	59712	2596
2	NAGPUR DIV.	117977	76634	76888	254	65.2%	41089	1786
3	NASHIK DIV.	124947	95437	95580	143	76.5%	29367	1277
4	AMRAVATI DIV.	110338	75949	76077	128	68.9%	34261	1490
5	KONKAN DIV.	35964	26849	26898	49	74.8%	9066	394
6	PUNE DIV.	67332	54773	54801	28	81.4%	12531	545
	<b>Total</b>	<b>640317</b>	<b>453428</b>	<b>454291</b>	<b>863</b>	<b>70.9%</b>	<b>186026</b>	<b>8088</b>

Sr. No.	District	Sanction	06.11.2023	07.11.2023	Daily Achivement	Completion %	Remaining	To be Completed in Per Day till 30.11.23
1	CHANDRAPUR	36908	20514	20737	223	56.2%	16171	703
2	AHMEDNAGAR	34895	30372	30444	72	87.2%	4451	194
3	AURANGABAD	25703	18138	18193	55	70.8%	7510	327
4	NANDED	22407	14368	14423	55	64.4%	7984	347
5	DHULE	20316	14484	14522	38	71.5%	5794	252
6	YAVATMAL	30870	20763	20798	35	67.4%	10072	438
7	PALGHAR	11748	8736	8770	34	74.7%	2978	129
8	AMRAVATI	22845	16227	16260	33	71.2%	6585	286
9	BEED	26182	18160	18192	32	69.5%	7990	347
10	JALNA	21046	13811	13841	30	65.8%	7205	313
11	WASHIM	12358	8457	8486	29	68.7%	3872	168
12	HINGOLI	23772	11987	12015	28	50.5%	11757	511
13	LATUR	26877	21154	21182	28	78.8%	5695	248
14	NANDURBAR	17885	11373	11396	23	63.7%	6489	282
15	PARBHANI	18911	14625	14646	21	77.4%	4265	185
16	AKOLA	23276	14940	14958	18	64.3%	8318	362
17	GADCHIROLI	16327	12109	12127	18	74.3%	4200	183
18	BULDHANA	20989	15562	15575	13	74.2%	5414	235
19	OSMANABAD	18861	11543	11555	12	61.3%	7306	318
20	RAIGAD	9168	5467	5478	11	59.8%	3690	160
21	SOLAPUR	18479	15717	15728	11	85.1%	2751	120
22	BHANDARA	17640	13091	13100	9	74.3%	4540	197
23	JALGAON	25796	19413	19420	7	75.3%	6376	277
24	SANGLI	8604	7341	7346	5	85.4%	1258	55
25	SATARA	11532	10008	10013	5	86.8%	1519	66
26	GONDIA	14356	11325	11329	4	78.9%	3027	132
27	PUNE	13835	10609	10613	4	76.7%	3222	140
28	KOLHAPUR	14882	11098	11101	3	74.6%	3781	164
29	NASHIK	26055	19795	19798	3	76.0%	6257	272
30	THANE	6229	4324	4327	3	69.5%	1902	83
31	RATNAGIRI	6709	6296	6297	1	93.9%	412	18
32	NAGPUR	19047	9868	9868	0	51.8%	9179	399
33	SINDHUDURG	2110	2026	2026	0	96.0%	84	4
34	WARDHA	13699	9727	9727	0	71.0%	3972	173
	<b>Total</b>	<b>640317</b>	<b>453428</b>	<b>454291</b>	<b>863</b>	<b>70.9%</b>	<b>186026</b>	<b>8088</b>

राज्य योजना अपूर्ण घरकुले

Sr. No.	Division	रमाई आवास योजना	शबरी आवास योजना	आदीम आवास योजना	पारधी आवास योजना	व.च.मु.व योजना	पुण्यश्लोक अहिल्यादेवी होळकर घरकुल योजना	एकूण
1	KONKAN DIV.	971	7686	394	0	3	12	9066
2	PUNE DIV.	10444	1569	56	55	52	355	12531
3	NASHIK DIV.	10780	18169	25	108	122	163	29367
4	AMRAVATI DIV.	18730	11560	2077	185	1632	77	34261
5	NAGPUR DIV.	12557	22477	779	21	5234	21	41089
6	AURANGABAD DIV.	47617	9649	42	61	2044	299	59712
	<b>Total</b>	<b>101099</b>	<b>71110</b>	<b>3373</b>	<b>430</b>	<b>9087</b>	<b>927</b>	<b>186026</b>

Sr. No.	District	रमाई आवास योजना	शबरी आवास योजना	आदीम आवास योजना	पारधी आवास योजना	व.च.मु.व योजना	पुण्यश्लोक अहिल्यादेवी होळकर घरकुल योजना	एकूण
1	SINDHUDURG	83	1	0	0	0	0	84
2	RATNAGIRI	385	20	4	0	3	0	412
3	SANGLI	1248	7	0	3	0	0	1258
4	SATARA	1469	26	0	0	24	0	1519
5	THANE	231	1505	166	0	0	0	1902
6	SOLAPUR	2663	69	0	8	11	0	2751
7	PALGHAR	63	2819	96	0	0	0	2978
8	GONDIA	1704	1323	0	0	0	0	3027
9	PUNE	1667	1455	56	44	0	0	3222
10	RAIGAD	209	3341	128	0	0	12	3690
11	KOLHAPUR	3397	12	0	0	17	355	3781
12	WASHIM	2975	894	0	2	0	1	3872
13	WARDHA	1626	2103	242	1	0	0	3972
14	GADCHIROLI	1273	2655	272	0	0	0	4200
15	PARBHANI	2835	991	0	0	237	202	4265
16	AHMEDNAGAR	2425	1991	0	15	20	0	4451
17	BHANDARA	2235	1086	0	0	1198	21	4540
18	BULDHANA	4316	1005	0	17	0	76	5414
19	LATUR	5527	115	0	0	53	0	5695
20	DHULE	2066	3613	0	13	102	0	5794
21	NASHIK	2343	3863	25	26	0	0	6257
22	JALGAON	3048	3111	0	54	0	163	6376
23	NANDURBAR	898	5591	0	0	0	0	6489
24	AMRAVATI	3055	3392	0	28	110	0	6585
25	JALNA	5445	65	0	6	1592	97	7205
26	OSMANABAD	6959	144	0	41	162	0	7306
27	AURANGABAD	6239	1265	0	6	0	0	7510
28	NANDED	7529	413	42	0	0	0	7984
29	BEED	7561	421	0	8	0	0	7990
30	AKOLA	6270	2022	0	26	0	0	8318
31	NAGPUR	776	8392	0	6	5	0	9179
32	YAVATMAL	2114	4247	2077	112	1522	0	10072
33	HINGOLI	5522	6235	0	0	0	0	11757
34	CHANDRAPUR	4943	6918	265	14	4031	0	16171
	<b>Total</b>	<b>101099</b>	<b>71110</b>	<b>3373</b>	<b>430</b>	<b>9087</b>	<b>927</b>	<b>186026</b>



प्रधानमंत्री आवास योजना ग्रामीण - हप्ते वितरण

Sr. No.	Division	1st Installment (Daily Achivement)	1st Installment Remaining	2nd Installment (Daily Achivement)	2nd Installment Remaining	3rd Installment (Daily Achivement)	3rd Installment Remaining
1	NASHIK DIV.	0	4400	0	30062	0	17481
2	AMRAVATI DIV.	0	16468	0	24696	0	10719
3	AURANGABAD DIV.	0	10188	0	39462	0	19533
4	NAGPUR DIV.	0	2885	0	16924	0	7279
5	KONKAN DIV.	0	137	0	2451	0	1765
6	PUNE DIV.	0	2391	0	11645	0	4809
	<b>Total</b>	<b>0</b>	<b>36469</b>	<b>0</b>	<b>125240</b>	<b>0</b>	<b>61586</b>

Sr. No.	District	1st Installment (Daily Achivement)	1st Installment Remaining	2nd Installment (Daily Achivement)	2nd Installment Remaining	3rd Installment (Daily Achivement)	3rd Installment Remaining
1	AHMEDNAGAR	0	2336	0	2877	0	1766
2	AKOLA	0	783	0	4167	0	1522
3	AMRAVATI	0	6859	0	7346	0	2248
4	AURANGABAD	0	1729	0	4212	0	1835
5	BEED	0	1142	0	6054	0	3555
6	BHANDARA	0	436	0	4675	0	1125
7	BULDHANA	0	6800	0	4290	0	2403
8	CHANDRAPUR	0	574	0	3556	0	1458
9	DHULE	0	158	0	5214	0	3027
10	GADCHIROLI	0	190	0	1960	0	1600
11	GONDIA	0	645	0	2870	0	1685
12	HINGOLI	0	1573	0	2370	0	1092
13	JALGAON	0	967	0	10522	0	3229
14	JALNA	0	1401	0	2865	0	2184
15	KOLHAPUR	0	176	0	1665	0	687
16	LATUR	0	1697	0	2953	0	1399
17	NAGPUR	0	780	0	2628	0	886
18	NANDED	0	1030	0	14770	0	5170
19	NANDURBAR	0	578	0	6767	0	6753
20	NASHIK	0	361	0	4682	0	2706
21	OSMANABAD	0	1329	0	2363	0	2428
22	PALGHAR	0	39	0	1309	0	909
23	PARBHANI	0	287	0	3875	0	1870
24	PUNE	0	633	0	2056	0	777
25	RAIGAD	0	9	0	391	0	300
26	RATNAGIRI	0	51	0	233	0	199
27	SATARA	0	47	0	524	0	413
28	SINDHUDURG	0	3	0	117	0	96
29	SOLAPUR	0	1438	0	5287	0	1967
30	THANE	0	35	0	401	0	261
31	WARDHA	0	260	0	1235	0	525
32	WASHIM	0	925	0	2456	0	1483
33	YAVATMAL	0	1101	0	6437	0	3063
34	SANGLI	-14	97	-1	2113	-1	965
	<b>Total</b>	<b>0</b>	<b>36469</b>	<b>0</b>	<b>125240</b>	<b>0</b>	<b>61586</b>

राज्यपुरस्कृत आवास योजना ग्रामीण - हप्ते वितरण

Sr. No.	Division	1st Installment (Daily Achivement)	1st Installment Remaining	2nd Installment (Daily Achivement)	2nd Installment Remaining	3rd Installment (Daily Achivement)	3rd Installment Remaining
1	NASHIK DIV.	0	5900	0	11984	0	5868
2	AMRAVATI DIV.	0	6879	0	17466	0	5109
3	AURANGABAD DIV.	0	11500	0	30780	0	12150
4	NAGPUR DIV.	0	9395	0	22927	0	4152
5	KONKAN DIV.	0	1398	0	4749	0	1294
6	PUNE DIV.	0	3883	0	4909	0	1843
	<b>Total</b>	<b>0</b>	<b>38955</b>	<b>0</b>	<b>92815</b>	<b>0</b>	<b>30416</b>

Sr. No.	District	1st Installment (Daily Achivement)	1st Installment Remaining	2nd Installment (Daily Achivement)	2nd Installment Remaining	3rd Installment (Daily Achivement)	3rd Installment Remaining
1	AHMEDNAGAR	0	246	0	2618	0	1196
2	AKOLA	0	3081	0	3867	0	1051
3	AMRAVATI	0	758	0	3850	0	1033
4	AURANGABAD	0	1571	0	3008	0	1448
5	BEED	0	1032	0	3445	0	2424
6	BHANDARA	0	1158	0	2093	0	360
7	BULDHANA	0	522	0	2060	0	934
8	CHANDRAPUR	0	2234	0	10774	0	1607
9	DHULE	0	175	0	2553	0	1490
10	GADCHIROLI	0	452	0	1833	0	983
11	GONDIA	0	859	0	1248	0	518
12	HINGOLI	0	2498	0	6724	0	1692
13	JALGAON	0	597	0	3217	0	1456
14	JALNA	0	1216	0	3185	0	1598
15	KOLHAPUR	0	2390	0	985	0	229
16	LATUR	0	849	0	2592	0	1405
17	NAGPUR	0	3324	0	4932	0	431
18	NANDED	0	1825	0	5127	0	1450
19	NANDURBAR	0	3400	0	990	0	796
20	NASHIK	0	1482	0	2606	0	930
21	OSMANABAD	0	1846	0	4062	0	1193
22	PALGHAR	0	47	0	1561	0	577
23	PARBHANI	0	663	0	2637	0	940
24	PUNE	0	690	0	1324	0	459
25	RAIGAD	0	693	0	2095	0	492
26	RATNAGIRI	0	60	0	112	0	72
27	SANGLI	0	221	0	565	0	242
28	SATARA	0	70	0	795	0	362
29	SINDHUDURG	0	2	0	52	0	13
30	SOLAPUR	0	512	0	1240	0	551
31	THANE	0	596	0	929	0	140
32	WARDHA	0	1368	0	2047	0	253
33	WASHIM	0	1521	0	1612	0	620
34	YAVATMAL	0	997	0	6077	0	1471
	<b>Total</b>	<b>0</b>	<b>38955</b>	<b>0</b>	<b>92815</b>	<b>0</b>	<b>30416</b>

राज्य योजना: पहिला हप्ता प्रलंबीत

Sr. No.	Division	रमाई आवास योजना	शबरी आवास योजना	आदीम आवास योजना	पारधी आवास योजना	य.च.मु.व योजना	पुण्यश्लोक अहिल्यादेवी होळकर घरकुल योजना	एकूण
1	KONKAN DIV.	121	1251	26	0	0	0	1398
2	PUNE DIV.	3248	544	7	15	13	56	3883
3	NASHIK DIV.	487	5371	0	5	9	28	5900
4	AMRAVATI DIV.	4485	1673	140	18	562	1	6879
5	NAGPUR DIV.	2994	5234	172	2	992	1	9395
6	AURANGABAD DIV.	8436	2156	13	21	668	206	11500
	<b>Total</b>	<b>19771</b>	<b>16229</b>	<b>358</b>	<b>61</b>	<b>2244</b>	<b>292</b>	<b>38955</b>

Sr. No.	District	रमाई आवास योजना	शबरी आवास योजना	आदीम आवास योजना	पारधी आवास योजना	य.च.मु.व योजना	पुण्यश्लोक अहिल्यादेवी होळकर घरकुल योजना	एकूण
1	SINDHUDURG	2	0	0	0	0	0	2
2	PALGHAR	2	42	3	0	0	0	47
3	RATNAGIRI	59	1	0	0	0	0	60
4	SATARA	63	2	0	0	5	0	70
5	DHULE	45	124	0	0	6	0	175
6	SANGLI	217	4	0	0	0	0	221
7	AHMEDNAGAR	125	116	0	2	3	0	246
8	GADCHIROLI	142	293	17	0	0	0	452
9	SOLAPUR	497	8	0	1	6	0	512
10	BULDHANA	251	270	0	0	0	1	522
11	THANE	24	557	15	0	0	0	596
12	JALGAON	239	327	0	3	0	28	597
13	PARBHANI	159	179	0	0	123	202	663
14	PUNE	140	529	7	14	0	0	690
15	RAIGAD	34	651	8	0	0	0	693
16	AMRAVATI	286	451	0	3	18	0	758
17	LATUR	781	15	0	0	53	0	849
18	GONDIA	653	206	0	0	0	0	859
19	YAVATMAL	4	295	140	14	544	0	997
20	BEED	903	123	0	6	0	0	1032
21	BHANDARA	982	85	0	0	90	1	1158
22	JALNA	749	9	0	1	453	4	1216
23	WARDHA	492	737	139	0	0	0	1368
24	NASHIK	73	1409	0	0	0	0	1482
25	WASHIM	1350	171	0	0	0	0	1521
26	AURANGABAD	1175	393	0	3	0	0	1571
27	NANDED	1717	95	13	0	0	0	1825
28	OSMANABAD	1781	15	0	11	39	0	1846
29	CHANDRAPUR	650	665	16	1	902	0	2234
30	KOLHAPUR	2331	1	0	0	2	56	2390
31	HINGOLI	1171	1327	0	0	0	0	2498
32	AKOLA	2594	486	0	1	0	0	3081
33	NAGPUR	75	3248	0	1	0	0	3324
34	NANDURBAR	5	3395	0	0	0	0	3400
	<b>Total</b>	<b>19771</b>	<b>16229</b>	<b>358</b>	<b>61</b>	<b>2244</b>	<b>292</b>	<b>38955</b>

## प्रधानमंत्री आवास योजना ग्रामीण - Delayed Houses

■ पहिला हप्ता मिळाल्यानंतर १२ महिने उलटूनही अपूर्ण घरकुले
 ■ पहिला हप्ता मिळाल्यानंतर १८ महिने उलटूनही अपूर्ण घरकुले
 ■ पहिला हप्ता मिळाल्यानंतर २० दिवसानंतरही दुसरा हप्ता न मिळालेले घरकुले
 ■ दुसरा हप्ता मिळाल्यानंतर २० दिवसानंतरही तिसरा हप्ता न मिळालेले घरकुले
 ■ तिसरा हप्ता मिळाल्यानंतर २० दिवसानंतरही अपूर्ण घरांची संख्या

जिल्हा	पहिला हप्ता मिळाल्यानंतर १२ महिने उलटूनही अपूर्ण घरकुले	पहिला हप्ता मिळाल्यानंतर १८ महिने उलटूनही अपूर्ण घरकुले	पहिला हप्ता मिळाल्यानंतर २० दिवसानंतरही दुसरा हप्ता न मिळालेले घरकुले	दुसरा हप्ता मिळाल्यानंतर २० दिवसानंतरही तिसरा हप्ता न मिळालेले घरकुले	तिसरा हप्ता मिळाल्यानंतर २० दिवसानंतरही अपूर्ण घरांची संख्या
AHMEDNAGAR	2005	1386	2840	1548	18
AKOLA	2595	2139	3670	1140	31
AMRAVATI	5527	3970	7048	1786	221
AURANGABAD	3164	1419	4002	1355	144
BEED	4378	1296	5820	2351	119
BHANDARA	3972	2608	4157	779	209
BULDHANA	2759	1315	4114	1906	323
CHANDRAPUR	2674	1611	3464	1306	467
DHULE	5047	2856	5203	2379	239
GADCHIROLI	1844	1357	1943	1485	140
GONDIA	1599	1136	2818	1461	152
HINGOLI	1654	623	2310	836	45
JALGAON	9000	5675	10353	2521	165
JALNA	2131	764	2724	1682	145
KOLHAPUR	1557	1033	1606	572	28
LATUR	1679	524	2923	1101	59
NAGPUR	2075	1811	2535	808	67
NANDED	10027	6644	14338	3839	29
NANDURBAR	6161	3245	6692	6009	653
NASHIK	4160	3172	4598	2363	244
OSMANABAD	1111	578	1987	2202	5
PALGHAR	911	289	1320	838	103
PARBHANI	1855	573	3795	1441	31
PUNE	1621	1150	1964	669	73
RAIGAD	377	306	388	276	13
RATNAGIRI	201	44	228	188	24
SANGLI	1994	1515	2074	675	77
SATARA	297	173	472	318	42
SINDHUDURG	91	36	116	94	6
SOLAPUR	3853	2942	4767	1327	49
THANE	362	105	410	225	57
WARDHA	750	586	1109	498	56
WASHIM	1390	655	2294	1195	19
YAVATMAL	5166	2906	6168	2637	472